

My LaGuardia Student Guide

My LaGuardia is an online tool for students. My LaGuardia is a secured site that provides single-sign-on access to LaGuardia applications, including student email, Blackboard, Ask an Advisor, DegreeWorks, ePortfolio, Career Connect, and more! It also offers a variety of customized information and resources to help you track your academic progress and get the most out of your college experience at LaGuardia. My LaGuardia can be accessed from the college website or you can visit the My LaGuardia login page.

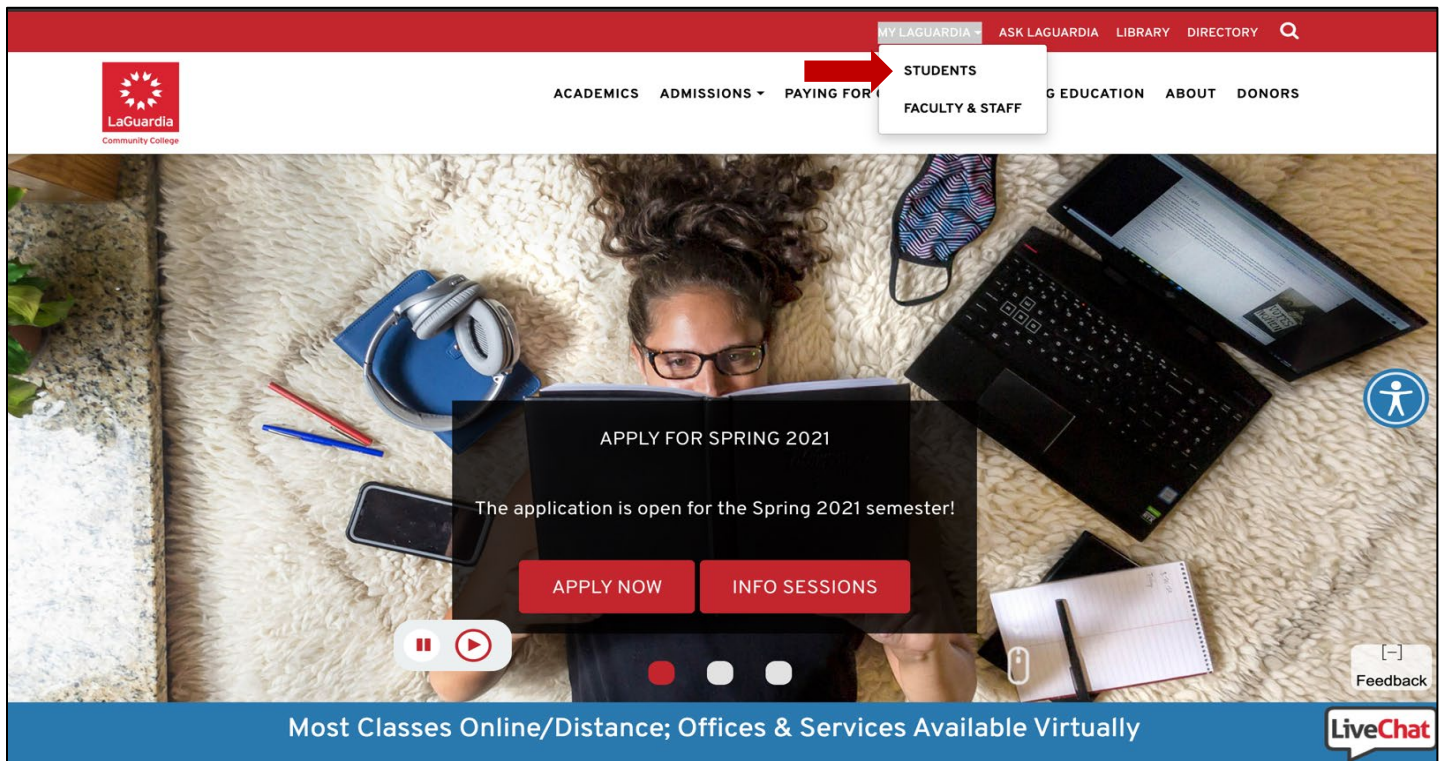
The following guide will show you the steps of logging on to My LaGuardia and how to navigate certain tools.

1. Accessing My LaGuardia – Page 2
2. Alert Messages – Page 5
3. Contacting Your Advisor – Page 5
4. Contacting Your Professor – Page 6
5. Financial Aid Information – Page 8
6. Campus Calendar – Page 9
7. Academic Profile, Degree Maps, and Student Success Plan – Page 9
8. e-Tools – Page 9
9. Tutoring and Transfer Services – Page 10
10. Resources, Ask LaGuardia and LaGuardia Mobile App – Page 11

1. Accessing MyLaGuardia

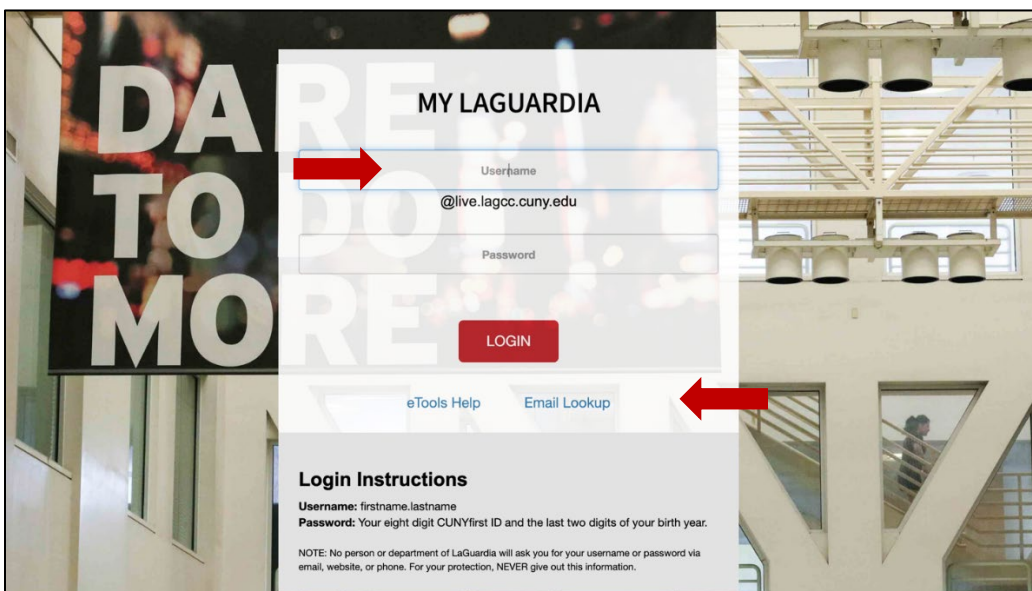
Step 1: Visit www.laguardia.edu to log into My LaGuardia. Select the My LaGuardia tab, which is located on the top right corner of the page, to access the Students portal.

Step 2: Select Students on the drop-down menu of My LaGuardia to be directed to the My LaGuardia sign-in page.

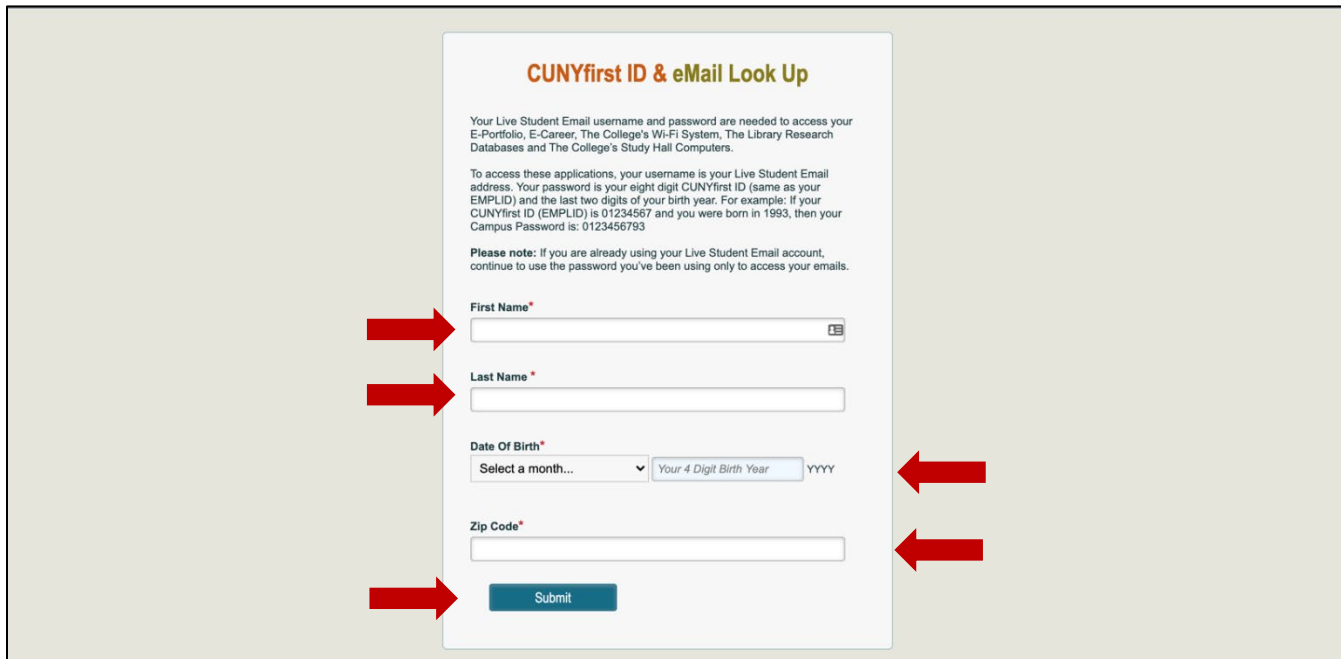


Step 3: Type in your username and password. Your username is usually your firstname.lastname (e.g. Jane.Smith). Your password is your eight-digit CUNYfirst ID and the last two digits of your birth year.

Tip: Use the Email Lookup feature to find and verify your user name (see next page)



Provide the requested information to look up your email username. It may take two days after registering for courses before your email account is ready.



CUNYfirst ID & eMail Look Up

Your Live Student Email username and password are needed to access your E-Portfolio, E-Career, The College's Wi-Fi System, The Library Research Databases and The College's Study Hall Computers.

To access these applications, your username is your Live Student Email address. Your password is your eight digit CUNYfirst ID (same as your EMPLID) and the last two digits of your birth year. For example: If your CUNYfirst ID (EMPLID) is 01234567 and you were born in 1993, then your Campus Password is: 0123456793

Please note: If you are already using your Live Student Email account, continue to use the password you've been using only to access your emails.

First Name*

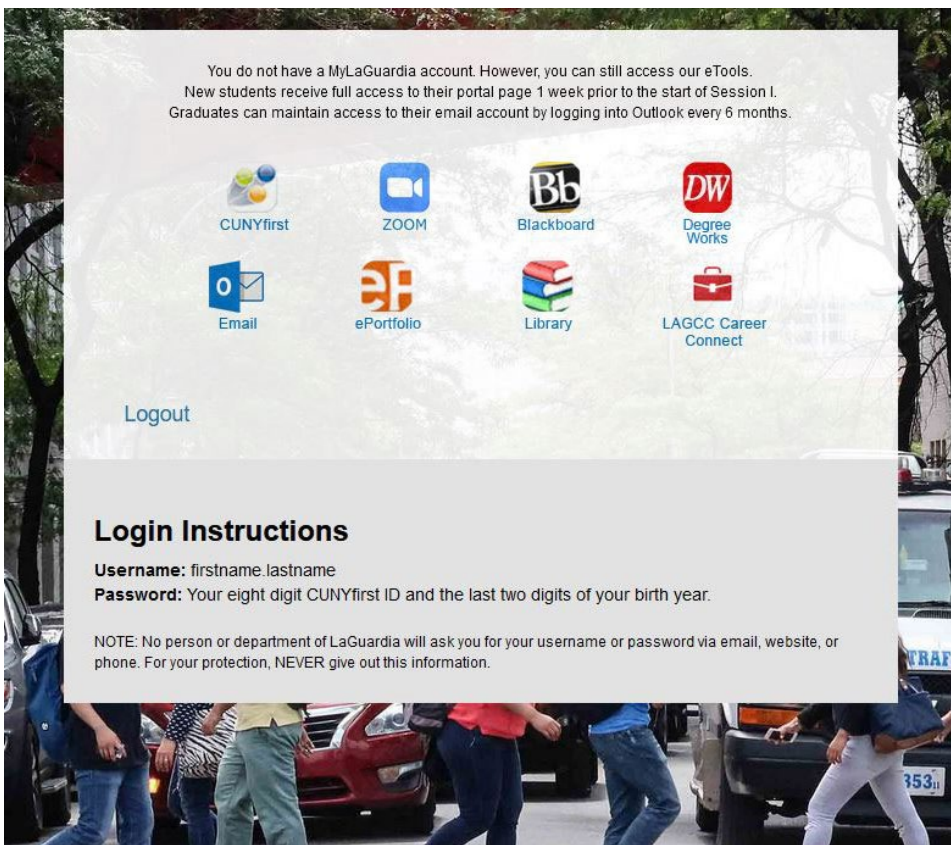
Last Name*

Date Of Birth*
Select a month... Your 4 Digit Birth Year YYYY





Zip Code*





Red arrows point to the First Name, Last Name, Date Of Birth, Zip Code, and Submit buttons.

If you are a new student, please note that after you have registered for courses, My LaGuardia access will not be ready until you are closer to the start of the semester. You can still access the important applications shown below, including your student email, using your LaGuardia Live email credentials that you looked up or your CUNYfirst login credentials. (Remember: These are two different usernames and passwords!)



You do not have a MyLaGuardia account. However, you can still access our eTools.
New students receive full access to their portal page 1 week prior to the start of Session I.
Graduates can maintain access to their email account by logging into Outlook every 6 months.

 CUNYfirst  ZOOM  Blackboard  Degree Works

 Email  ePortfolio  Library  LAGCC Career Connect


[Logout](#)

Login Instructions

Username: firstname.lastname
Password: Your eight digit CUNYfirst ID and the last two digits of your birth year.

NOTE: No person or department of LaGuardia will ask you for your username or password via email, website, or phone. For your protection, NEVER give out this information.

Once you have your email username and password and it's one week before classes begin, you should be able to access MyLaGuardia. If for some reason you're still having problems, use this link – www.laguardia.edu/home/Student-Help – to request help.



LaGuardia
Community College

[Home](#) | [ADMISSIONS](#) | [ACADEMICS](#) | [PAYING FOR COLLEGE](#) | [LIBRARY](#) | [CONTINUING EDUCATION](#) | [ABOUT](#)

Search this site...

Q


...

My LaGuardia


Welcome Kristina, - [Log out](#)

Alert Messages


Status Message




Congratulations! You are now eligible to join **Phi Theta Kappa**. Complete the [Registration Form](#) by February 1st to learn how to become a member of PTK. Visit ptk.org or contact ptk@lagcc.cuny.edu for details.




View LaGuardia's [Annual Security Report](#) or call [Public Safety](#) at 718-482-5558 to request a copy.



President Adams response to the Capitol Attack. [Click here](#) to learn more.



The Early Childhood Learning Center (ECLC) wants to learn about your child care needs! Please complete our [survey](#).



Have a question or need some advice? Your Professional Advisor this semester is Belal; you can set up a meeting by using the "MAKE APPOINTMENT" button, or send an email to bmobarak@lagcc.cuny.edu if you can't find a good appointment time.

Advising


Academic Profile


Credit and GPA Information


Total credits earned: **27**
Cumulative GPA: **3.555**
Major: **Liberal Arts: Soc Sci and Hum**
[View my info and classes](#)


- Degree Maps by Major
- Student Success Plan


e-Tools



CUNYfirst



ZOOM



Blackboard


Degree Works


Email


ePortfolio


Library







LAGCC Career

2. Alert Messages

My LaGuardia provides Alert Messages, which are important updates from the College and campus offices. Be sure to actively check these alerts.

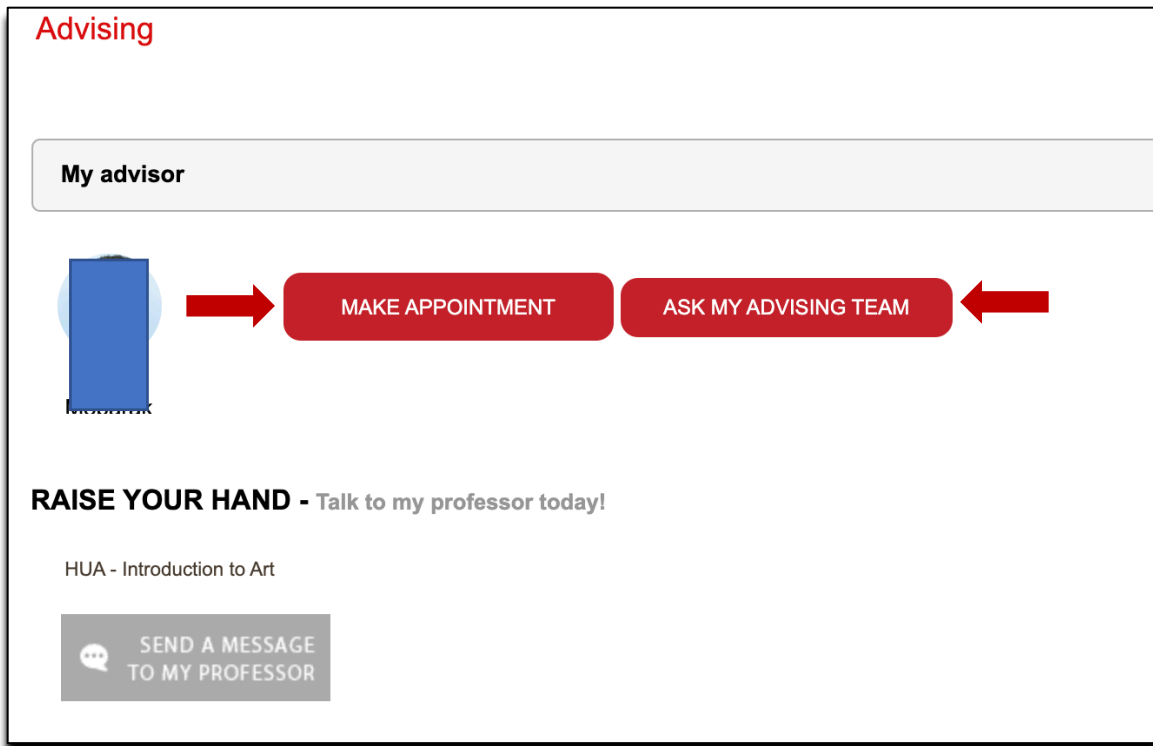
Alert Messages

Status Message

-  Congratulations! You are now eligible to join **Phi Theta Kappa**. Complete the [Registration Form](#) by February 1st to learn how to become a member of PTK. Visit ptk.org or contact ptk@lagcc.cuny.edu for details.
-  View LaGuardia's [Annual Security Report](#) or call [Public Safety](#) at 718-482-5558 to request a copy.
-  President Adams response to the Capitol Attack. [Click here](#) to learn more.
-  The Early Childhood Learning Center (ECLC) wants to learn about your child care needs! Please complete our [survey](#).
-  **Have a question or need some advice?** Your Professional Advisor this semester is Belal; you can set up a meeting by using the "MAKE APPOINTMENT" button, or send an email to bmobarak@lagcc.cuny.edu if you can't find a good appointment time.

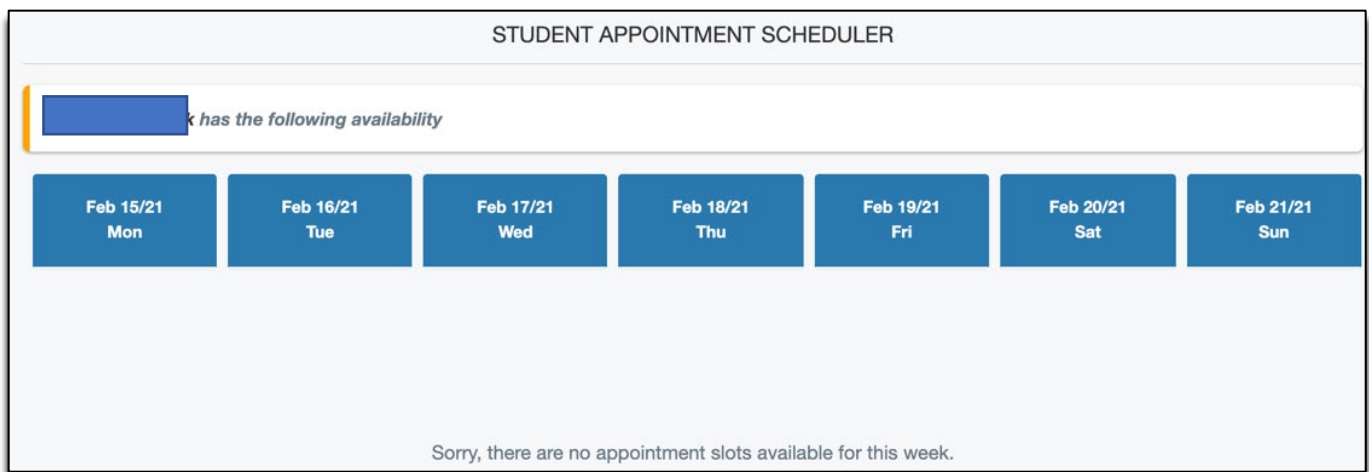
3. Contacting your Advisor

You will also have the opportunity to make an appointment with your advisor or ask your advising team for help by visiting the Advising section.



By selecting on Make Appointment, you will be directed to the Student Appointment Scheduler. You will be able to select an appointment slot that works best for you based on your advisor’s availability.

Be sure to regularly speak with your advisor regarding your academic progress.




4. Contacting your Professors

Visit the “Raise Your Hand” section to find more information regarding what classes you are currently taking. By selecting Send A Message To My Professor, you will have the opportunity to send a message directly to your professor through My LaGuardia.

Advising

My advisor




MAKE APPOINTMENT

ASK MY ADVISING TEAM

RAISE YOUR HAND - Talk to my professor today!

HUA - Introduction to Art

 SEND A MESSAGE TO MY PROFESSOR


A message box will appear on the right side of your screen. Please include a subject of the message and a question that you would like to send to your professor. Once completed, select Send Email on the bottom left of the message box.


LaGuardia Community College


Please leave a message.
Your professor is not available at this time. Please leave a message. Thank you.

Name: Kristina Graham

Email: KRISTINA.GRAHAM@LIV

Subject: 

Question: 

Send Email 

5. Financial Aid Information

If you need more information regarding Student Financial Services, you will have the opportunity to join a session by chatting virtually with the team.

There are also hyperlinks to help you with applying for financial aid, enrolling in a tuition payment plan, finding out your financial aid status and applying for a LaGuardia Foundation Scholarship.

Student Financial Services

CHAT WITH US VIRTUALLY



Apply for Federal Student Aid [FAFSA](#)
Enroll in a [tuition payment plan](#)
Find out [my status](#)
Apply for [LaGuardia Foundation Scholarship](#).

Also, you can find out how much Federal financial aid you have used and how much you have left.

Federal Pell Grant Usage



Federal Pell Grant funds are limited to six years total per student over their [lifetime](#).
As of the end of Spring 18, you have two and half years left.
Contact [Student Financial Services](#) with questions.

Need Financial Help?

Find out the best options to [pay for your education](#).

- File for Federal Student Aid (FAFSA) and New York State Aid (TAP).
- Apply for LaGuardia Foundation Scholarship.
- Enroll in a [tuition payment plan](#).
- Apply for financial benefits through [LaGuardia CARES](#) to help you pay for food, transportation, rent, clothing, legal counseling and more.

6. Campus Calendar

Please take the time to view the Campus Calendars. Take advantage of events that are happening virtually! There are several workshops to support you academically, professionally and even personally.

Campus Calendars

Transfer Application Workshop

When: Friday, January 29, 2021 9:00 AM - 12:00 PM

Where: Online (Zoom)

Join us for Transfer Application Workshop. Sign up to receive virtual assistance with your application! Workshops are held from: 01/05/21 – 02/26/21. We encourage you to attend if you have questions about transfer applications, or need need application assistance. A zoom link is sent to registrants 24 hours prior to each session.

[Register for this event.](#)

For more information, contact transfer@lagcc.cuny.edu.

7. Academic Profile, Degree Maps, and Student Success Plan

You also have access to your Academic Profile. Here, you will see the number of credits that you have earned at LaGuardia as well as your GPA and your major.

If you need more information, there are several links to help you with your classes, Degree Maps and the Student Success Plan that was created by your advisor.

Academic Profile

Credit and GPA Information

Total credits earned: **27**

Cumulative GPA: **3.555**


Major: **Liberal Arts: Soc Sci and Hum**

[View my info and classes](#)

- [Degree Maps by Major](#)
- [Student Success Plan](#)

8. e-Tools

Take advantage of your e-Tools section, which offers access to CUNYfirst, Zoom, Blackboard, DegreeWorks, your student email, ePortfolio, the Library and LAGCC Career Connect.



CUNYfirst – Access your Student Center in CUNYfirst to register for courses, view your schedule, view financial aid information and more.

Zoom – Access your CUNY Zoom account to attend online meetings and to create your own meetings with other students for study groups!

Blackboard – Many professors (though not all) will conduct their courses using Blackboard. Log in to view announcements, assignments, discussions and more.

Degree Works – See the requirements for your major, including what courses you need to take, as well as your progress towards graduation.

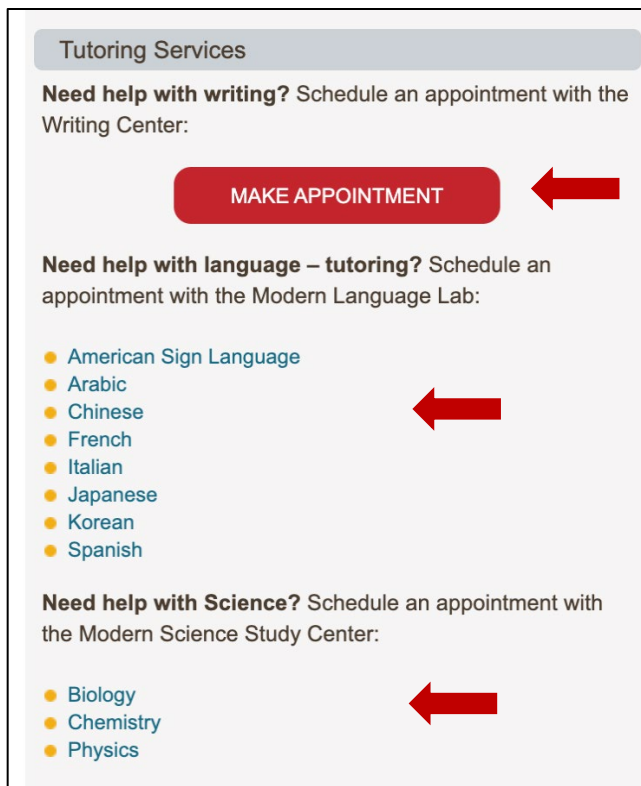
Email – Access your student email. The College and your professors send email to your student account, so it's important to check it regularly. Also, access Microsoft Word, Excel and more for free.

ePortfolio – Access your online portfolio, where you store assignments, reflect on your learning and showcase your knowledge and skills!

Library – Access important Library resources, including databases.

LAGCC Career Connect – Make appointments with career advisors, view job and internship postings and much more.

9. Tutoring and Transfer Services





Take advantage of Tutoring Services. If you would like to make an appointment with the Writing Center, select Make Appointment.

If you need help with language tutoring, please select the desired language, which will lead you to scheduling an appointment.

If you need help with a science course, select the subject, which will lead you to scheduling an appointment.

Transfer Services

Please  the [Transfer Readiness Survey](#) before making an appointment.

MAKE APPOINTMENT 

Note: Appointments take place online using Zoom. Check your LaGuardia email for a link prior to your appointment.

Learn more about [Transfer Services](#).

View the Transfer Services section to take the Transfer Readiness Survey. If you are considering transferring from LaGuardia to a four-year college, Transfer Services will help you throughout the process to help ensure your success. Once you have taken the survey, you will be able to schedule an appointment with Transfer Services.

Visit the Transfer Services link to learn more.


10. Resources, Ask LaGuardia and the Mobile App

View the Resources section on your My LaGuardia page to find links to various support services.

Do you have additional questions that you don't see on your My LaGuardia page? Ask LaGuardia is a great tool – click on the Ask LaGuardia link and then type in your question.


Do you have concerns or need help? Click the link to Tell Student Affairs!

Resources

- Academic Calendar
- Student Services
- Tutoring
- Registration and Appeals 
- Transfer Services
- Campus Life
- Peer Programs
- Technology Resources
- Student Handbook
- Policies and Governance
- Wellness Center

Notifications


Have Questions?



ASK LAGUARDIA

Have Concerns? Need Help?

Tell Student Affairs



Remember to stay connected with the LaGuardia mobile app! The app allows you to access all of the My LaGuardia features on your smartphone or smart device. You can find the app in the App Store and Google Play by searching for LaGuardia Community College.

LaGuardia in the palm of your hand!



Features

Course Catalog	News
eTools	Photos
Campus Maps	Videos
Directory	Social Media
Events	and more...

Download the LaGuardia Community College mobile app.
Available for free at the iTunes App Store or Google Play Store.

